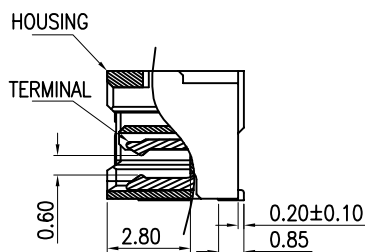
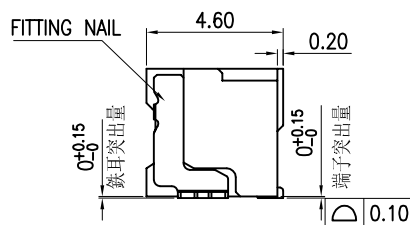


RECOMMEND PCB LAYOUT
TOLERANCE±0.05mm



SECTION A-A

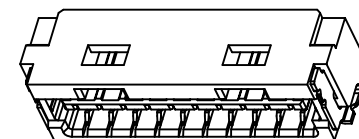
NOTES:

1. MATERIAL:
 - 1.1 HOUSING: THERMOPLASTIC, HIGH TEMP.,UL94V-0.COLOR:NATURAL
 - 1.2 CONTACT: COPPER ALLOY.
 - 1.3 FITTING NAIL: COPPER ALLOY.
2. FINISH:
 - 2.1 CONTACT:
 - 50~100u" NICKEL UNDERPLATING OVERALL.
 - N: 120~200u" MATTE TIN ON CONTACT AND SOLDER
 - 2.2 FITTING NAIL:
 - 50~100u" NICKEL UNDERPLATING OVERALL.
 - N: 120~200u" MATTE TIN ON CONTACT AND SOLDER
3. REFLOW SOLDER CAPABLE TO 260°C PER ACES SPEC.
4. SPEC.PLS REFER TO PS-51475-XXXX-XXX
5. PART NUMBER

51475-XXX X X-XXX

CKTS	XXX	Material&Color	Packing
	001	LCP&NATURAL	51475-XXXXCR-00

PACKING: 0:TAPE&REEL
PLATING: N:MATTE TIN ON CONTACT(LEAD FREE)



CKT	DIM A	DIM B	DIM C	DIM D	DIM E
010	16.00	11.25	12.90	13.90	7.35

QUALITY SYMBOLS MAJOR Ⓢ CRITICAL Ⓢ	DRAWN BY ZHANG HAO	DATE 19/11/14			
	CHECKED BY	DATE			
GENERAL TOLERANCES (UNLESS SPECIFIED) X. ±0.50 .X ±0.25 .XX ±0.15 .XXX ±0.10 ANGLES ±2°	APPROVED BY BRAVE	DATE 19/11/14	TITLE 1.25mm Pitch WTB Wafer. SMT S/R S/T Type		
	UNITS mm	SCALE 1:1	SIZE A4	RFQ NO.	NA
	SHEET NO. 1 OF 1	REV A	DWG NO.	51475-XXXX-XXX	